




**KIT CONTENTS**

ITEM #	QTY	DESCRIPTION
1	1	PASM, HARN,PAS,CAM,RCA,DC
2	1	PASM,HARN,PAS,VIDEO,OUTPUT
3	1	PASM, HARN,PAS,MAIN,ACC+/-,OBD2
4	1	PASM, MOD, PAS
5	1	OBD II CONNECTOR



Part Number: 250-8877


### BEFORE BEGINNING INSTALLATION

1. Read and understand the entire manual.
2. Validate PAS kit contents.
3. PAS must be installed with the prescribed camera in the prescribed location.
4. Camera System must be installed and functional before installing PAS In order to save time in trouble shooting.



Rostra PAS part number 250-8877 has been designed to work directly with the 250-8587 LATCH CAMERA ASSY ONLY! This product must be installed as per this instruction in order for it to function as designed, tested and advertised.

Part Number: 250-8877



Connect Data harness cap into OBD2 or

\*Optional

\*Cut the Rostra connector off and solder wires: Red Wire to Pin 6, Black Wire to Pin 14.



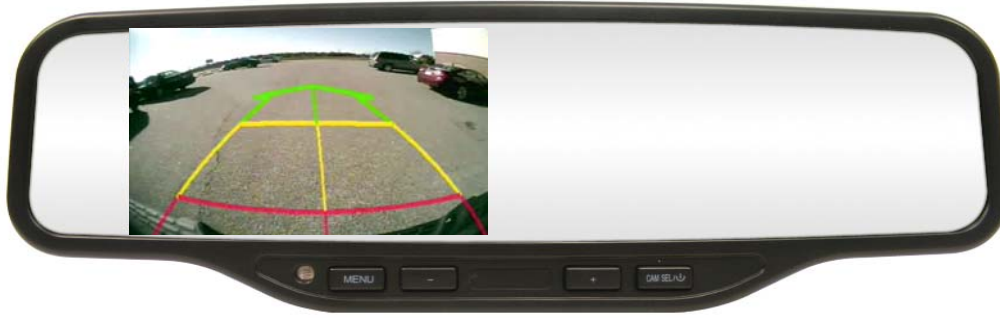
Accessory Power - Pink

Ground - White w/Blk Stripe



Part Number: 250-8877

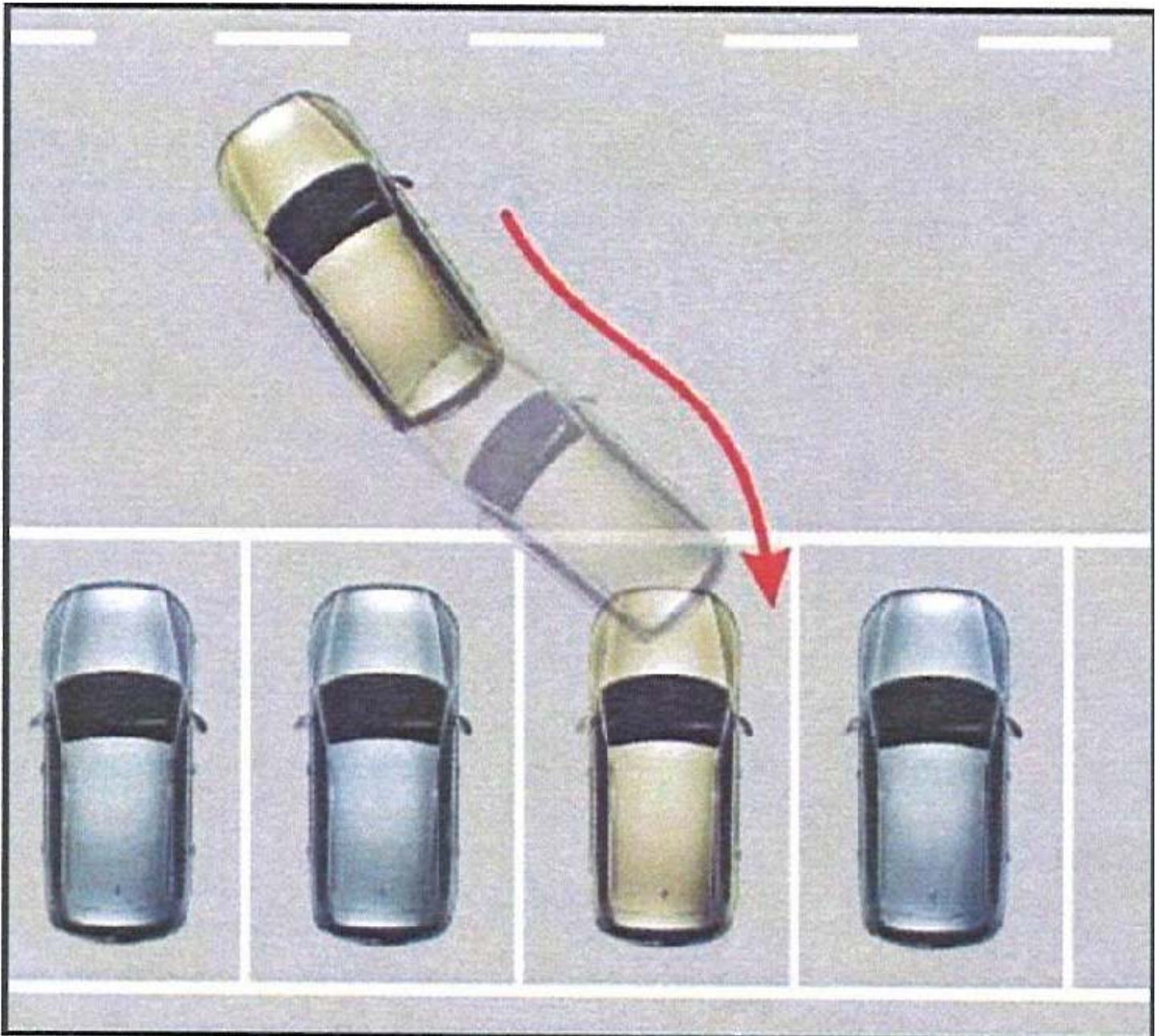
## THE BENEFITS OF THE REARSIGHT PARK ASSIST SYSTEM (PAS)



1. Driving Trajectory – The PAS uses the steering angle sensor from the vehicle to create a graph of the vehicle's backing trajectory. The system takes the guess work out of where the vehicle will end up when Backing-Up.
2. Size Matters – Having enough room to park is always a question. Knowing the space is large enough and where the vehicle will end up reduces stress and anxiety over backing up whether backing into perpendicular or parallel parking places.
3. Blind spots do occur and so caution must always be used when driving in reverse. Note that the rear view and side view mirrors must be observed and also the front of the vehicle when using this product. This is not an auto-park product and is meant to only assist the driver in parking the vehicle.

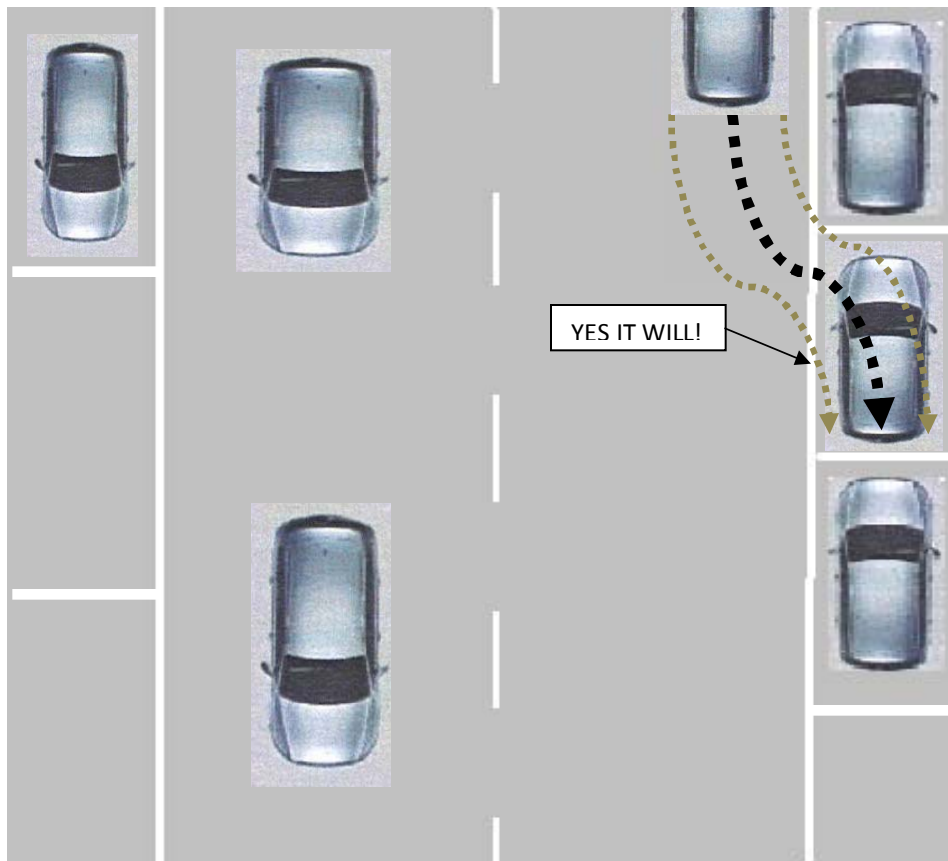
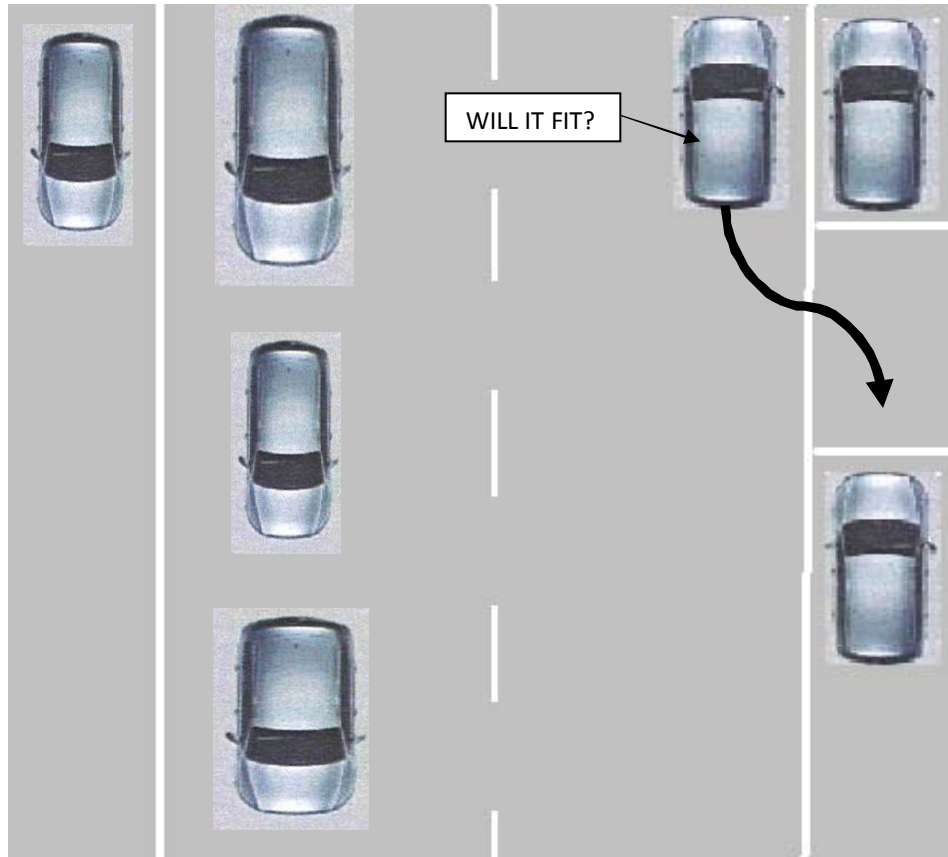
Part Number: 250-8877

REVERSE PARKING with the REARSIGHT Park Assist System (PAS)



Part Number: 250-8877

PARALLEL PARKING WITH THE REAR SIGHT Park Assist System (PAS)



---

**Part Number: 250-8877****TROUBLESHOOTING**

1. Green Light on Mirror is Flashing:
  - a. Verify that OBDII Connector from PAS system is plugged into OBDII connector on vehicle.
  - b. Verify Video from PAS module to Mirror is connected.
  - c. With Truck in Reverse Gear verify Voltage in the center of DC Connector coming from the PAS module has a reading of 10-16 +VDC measured to ground.
  - d. Verify connection to Accessory Power on Red Wire of PAS module measures 10-16 +VDC measured to ground.
  
2. Directional arrow does not correlate to steering wheel position:
  - a. On the Toyota Tundra, the steering wheel position sensor can be reset by disconnecting and reattaching the battery. Before attempting to reset the sensor make sure steering wheel is in neutral position, that is the steering wheel is in a position so that the truck rolls perfectly straight. Once this position is achieved disconnect and reconnect the battery.

